



INTERNATIONAL YACHTING
FELLOWSHIP OF ROTARIANS

**IYFR FLAGS, UNIFORMS
AND
BOATING PRACTICE**

2017-2019



TABLE OF CONTENTS

RATIONALE AND EXPLANATIONS	page	3
1. IYFR PENNANTS, BURGEES AND RANK INSIGNIA.....	page	5
1.1 PENNANTS, BROAD PENNANTS AND BURGEES	page	5
1.2 EPAULETS	page	8
2. IYFR REGALIA AND THEIR USE	page	10
2.1 GENERAL INFORMATION	page	10
2.2 IYFR REGALIA	page	10
3. IYFR UNIFORMS AND THEIR USE	page	14



RATIONALE AND EXPLANATIONS

IYFR consists of people who primarily love to have fun sailing, often in coastal waters, sometimes in inland waters with small motor boats or centerboard sailing boats.

Please understand that each Fleet is different and should decide for themselves how formal or informal their dress code is while retaining the standard IYFR marks and rank insignia.

IYFR is a Fellowship, and has a voluntary dress code which is not military in any way. Ordinary Fleet Members can wear polo shirts or epaulette shirts with the IYFR logo on the breast pocket. They wear grey or blue trousers normally, but may wear

white shorts (or longs) in Summer or at International events. IYFR Ties should be worn on more formal occasions. They also may have a Blue blazer with the IYFR badge on the pocket. Fleet Officers may wear epaulettes with 1, 2, or 3 stars appropriately. **All this is optional, and many Fleets do not have any uniform. Hats have never been obligatory, and are usually a matter of personal choice.**

Thus this booklet is to be seen only as a general guide for special activities and as a sort of standardization guide on to how to dress when in a special or highly formal situation.

It is clear that, as stated in the Rules, in most cases the IYFORIAN "uniform" will consists of a simple cap and a polo shirt, especially aboard a small boat, but in case of formal meetings, ashore and on board of major yachts, it might be expected that an IYFR Member wears a more formal attire/uniform.

Anyone wishing to participate to a given event wearing the corresponding IYFR attire, will find in this booklet a handy comparison table.

Members should keep in mind that IYFR does not intend to enforce the use of some of the formal attires here described like the ones of fig 25, 26 and 27; their use is admitted in particular circumstances and in particular Countries where local traditions calls for them and also in these occasions, **the use is restricted to events where no foreign invited IYFR Member is taking part.**

BUT ALWAYS REMEMBER: in most circumstances the social IYFR lapel pin and a tie will be what will distinguish the Rotary Mariner.

This booklet is dedicated to all of you dear Fellow Mariners!



Sergio Santi IVC 2011-13

1. IYFR PENNANT, BURGEES AND RANK INSIGNIA

Rotary International Code of Practice Requires: "Rotary Marks (Rotary Wheel) must always be reproduced in their entirety. No alterations, obstructions or modifications are permitted. The Rotary Marks shall not be mutilated in any way nor shall they have anything superimposed upon them."

Colors: IYFR colors as used in this section are specified as Rotary Gold – PMS 123, Rotary Blue – PMS 286, Navy blue – PMS 281 and White (no PMS number).

1.1. Pennants, Broad Pennants and Burgees:

IYFR defines one pennant and two classes of burgees for Fellowship use.



Member
Pennant

Fig 1

1.1.1. Member pennant (figure 1). This pennant shall be triangular in shape, measuring 31cm on the hoist and 56cm on the fly. The pennant shall have a Rotary blue background with the Rotary wheel 17cm in diameter and the lettering IYFR in gold. The hoist shall have a white edging of 2.5cm. All Members in good standing may, and are encouraged to, fly the membership pennant on their vessel in accordance with local customs. Oversize pennants are authorized for use aboard larger vessels or ashore (displays) provided that these maintain proportions and colors.

1.1.2. Fleet Officer burgees, (Broad pennants in GB&I). This burgee shall be swallow tail in shape, measuring 30cm on the hoist and 54cm on the fly with the tails 11cm deep. The basic burgee should have a Rotary blue background with the Rotary wheel 13cm in diameter with the lettering IYFR in gold. The stars referred to in this section are 5 pointed stars, and when placed on the burgee have one point pointing upwards. They should be 5.5cm in width measured across the longest dimension.



GB&I F R Commodore



GB&I FV Commodore



GB&I Fleet Commodore



GB&I Regional Commodore



GB&I Past Fleet Commodore



GB&I Past Regional Commodore

Fig 2

1.1.2.1. With the exception of GB&I and other Countries where traditions call for different Broad Pennants where a FC has no gold ball, FVC has one and FRC (see Fig 2) has two placed on a horizontal top line, Fleet Commodore Burgees shall have three gold stars placed vertically along the hoist; equally spaced over the length of the hoist (figure 3).



IYFR Fleet Commodore Burgee

Fig. 3

1.1.2.2. Fleet Vice Commodore burgees shall have two gold stars placed vertically along the hoist; equally spaced over the length of the hoist.

1.1.2.3. Fleet Rear Commodore burgees shall have one gold star centered along the hoist

1.1.2.4. Squadron Captain burgees shall have three gold balls centered along the hoist

1.1.2.5. Fleet Officer burgees shall have two gold balls centered along the hoist

1.1.2.6. Squadron Officer burgees shall have one gold ball centered along the hoist



International
Commodore



International
Vice Commodore



International
Rear Commodore



Area Commodore *



Region Commodore *



International Staff *



Fleet Commodore



Fleet Vice Commodore



Fleet Rear Commodore



Squadron Captain



Fleet Officer



Squadron Officer

Fig 4

Burgees with an asterisk are also authorized with silver (white material) stars and borders to denote individuals who have served a full term in those positions.

- 1.1.2.5.** A Fleet Commodore, and a Squadron Captain upon retirement, are entitled to fly a Past Fleet Commodore or a Past Squadron Captain burgee for life. This burgee is identical in appearance to the Fleet Commodore/SC burgee with the exception of the three stars/balls which shall be white.

1.1.3. International Bridge Officer burgees.

This burgee shall be swallow tail in shape, measuring 30 cm on the hoist and 54cm on the fly with the tails 11cm deep. The basic burgee shall have a Rotary blue background with the Rotary wheel 13cm in diameter with the lettering IYFR in gold. The burgee shall have a gold edging on all sides except for the hoist, the hoist being white, 2.5 cm wide. The stars referred to in this section are 5 pointed stars, and when placed on the burgee have one point pointing upwards. They should be 5.5cm in width measured across the longest dimension.

- 1.1.3.1.** The International Commodore burgee shall have five gold stars placed vertically along the hoist; equally spaced over the length of the hoist not covered by the gold edging
- 1.1.3.2.** The International Vice Commodore burgee shall have four gold stars placed vertically along the hoist; equally spaced over the length of the hoist not covered by the gold edging.
- 1.1.3.3.** The International Rear Commodore burgee shall have three gold stars centered along the hoist not covered by the gold edging.
- 1.1.3.4.** An Area Commodore burgee shall have two gold stars centered along the hoist not covered by the gold edging.
- 1.1.3.5.** A Regional Commodore burgee shall have a single gold star centered on the hoist not covered by the gold edging.
- 1.1.3.6.** Officers serving on the International Bridge may fly a burgee with two gold stars centered on the hoist not covered by the gold edging.
- 1.1.3.7.** An International Commodore, upon retirement, is entitled to fly a Past International Commodore burgee for life. This burgee is similar in appearance to the International Commodore burgee with the exception of the five stars and the gold border both of which shall be white.
- 1.1.3.8.** An International Staff Officer along with any International position at or below Area Commodore, upon completion of his/her term, is entitled to fly a Past Commodore burgee for life. This burgee is similar in appearance to the burgee of their office with the exception that the gold stars and border which shall be white.

1.1.4. Officer burgees and pennant use.

- 1.1.4.1.** Full Members other than Flag Officers shall be entitled to fly only the standard Member's Pennant. It shall be regarded as a distinguishing pennant and shall be flown in accordance with established flag etiquette for such pennants in the Country concerned. No craft is too small or too large to fly a IYFR Pennant.
- 1.1.4.2.** The IYFR Pennant is and the Officer Burgee is personal to his owner and should be flown only when the owner is on board.
- 1.1.4.3.** The Officer Burgee should be flown from the starboard crosstree where there is no practicable masthead halyard. In power boats with no mast the Pennant or the Burgee may be flown from a staff in the bow or over the wheelhouse.

1.2. Epaulets

1.2.1. Officers of the Fellowship may wear epaulets designating their position. These epaulets or shoulder boards measure 5cm across at the neck end, 6cm across at the shoulder end and are 10.4cm long. The stars referred to in this section are 5 pointed stars embroidered using metallic gold thread, or in the case of Past Officer epaulets, silver metallic thread.

1.1.2. There are three classes of Officers in the Fellowship authorized to wear Officer epaulets.

1.2.1.1. Squadron and Fleet Officer epaulets are black.

1.2.1.1.1. Fleet Commodore epaulets have three gold stars, arranged in a triangle placed with the top most star centered on the board with two additional stars centered in the space between that star and the shoulder end, centered on the epaulet (figure 5).

1.2.1.1.2. Fleet Vice Commodore epaulets have two gold stars placed where the central star of a Fleet Commodore epaulet is placed.




Fig. 5

1.2.1.2. International Bridge Officer epaulets are dark Navy Blue. (Fig. 5)

1.2.1.2.1. The International Commodore epaulet has gold five stars, equally spaced over the length of the epaulet.

1.2.1.2.2. The International Commodore's mate epaulet has five gold bars at the shoulder end, 4mm wide and separated from each other by 5mm and a gold 3cm anchor with its crown at the center of the epaulet.

1.2.1.2.3. An International Commodore, upon retirement, is entitled to wear Past International Commodore epaulets for life. This epaulet is identical in appearance to the International Commodore epaulet with the exception of the five stars which shall be silver. Likewise, the International Commodore's mate may wear the epaulets of their office, again in silver.

1.2.1.2.4. The International Vice Commodore epaulet has four stars, equally spaced over the length of the epaulet.

1.2.1.2.5. The International Vice Commodore's mate epaulet has four gold bars at the shoulder end, 4mm wide and separated from each other by 5mm and a 3cm gold anchor with its crown at the center of the epaulet.

1.2.1.2.6. The International Rear Commodore epaulet has three stars and three gold bars at the shoulder end, each 4mm wide and separated from the other next to it by 3 mm

1.2.1.2.7. The International Rear Commodore's mate epaulet has three gold bars at the shoulder end, each 4mm wide and separated from the other next to it by 3 mm and a gold 3cm anchor with its crown at the center of the epaulet.

1.2.1.2.8. An Area Commodore epaulet has three gold stars, placed in a line, and two gold bars at the shoulder end; dimensions and distances as in Art 1.2.1.2.7

1.2.1.2.9. An Area Commodore, upon retirement, is entitled to wear Past Area Commodore epaulets for life. This epaulet is similar in appearance to the Area Commodore epaulet with the exception of the three stars and the bars which shall be silver.

1.2.1.2.10. An Officer serving in the International Staff has three gold stars and two gold bars at the shoulder end; dimensions and distances as in Art 1.2.1.2.7

1.2.1.2.11. An Officer who has served on the International Staff, upon retirement, is entitled to wear those epaulets for life. This epaulet is identical in appearance to the International Staff epaulet with the exception of the stars and bars which shall be silver.

1.2.1.2.12. A Regional Commodore epaulet has three gold stars and one gold bar as in Fig 5.

1.2.1.2.13. A Regional Commodore, upon retirement, is entitled to wear Past Regional Commodore epaulets for life. This epaulet is similar in appearance to the Regional Commodore epaulet with the exception of the star and bars which shall be silver.

1.3.

All Members of the Fellowship are encouraged to wear the approved rank epaulets (with the exception of previous point 1.2.1.) and fly their respective approved burgees, especially for international IYFR activities and events. Each Member shall be entitled to wear epaulets or regalia and fly pennants and burgees as approved by the Member's Fleet and customary in their Country to events in the Member's Country. It is recommended that any balls, stars or bars be gold for current position holders and silver for past position holders. Similarly each Country or Fleet may produce their own Member pennants provided that they conform to RI policies and have been approved by the International Bridge and are consistent with specifications adopted in accordance with these rules.

Additional regalia specifications may be approved by the Executive Committee and posted on the IYFR website.

2. IYFR REGALIA AND THEIR USE

2.1. General Information

- 2.1.1** IYFR Members may forward uniform regulation change requests to the International Bridge but their requests must be endorsed by their FC, RC and Area Commodores. Area Commodores, heard the Region and Fleet Commodores may propose the IB changes to the present regulations but must evaluate the proposals for their economical impact and requirements prior to their submission to the International Bridge. Recommendations are to be submitted by e-mail and should reflect world-wide application with an eye towards a complete standardization. New Uniform and/or Changes of the existing ones proposals which are not endorsed favorably at any level will not be accepted by the IB.
- 2.1.2.** The following regulations define the composition of authorized uniforms. They are distinctive visual evidence of being active Fellow Mariners and of the authority and responsibility (if any) assigned to their wearer by IYFR. The International Bridge determines when and where the uniforms described in this manual are appropriate for wear. Uniforms and components should be worn as described in these regulations. IYFR Members should present a proud and professional appearance that will reflect positively on the individual, the IYFR and the Rotary International.
- 2.1.3** All Fellow Mariners, when they decide to wear a IYFR Uniform should comply with these regulations and be available to teach others the correct wear of these uniforms. Exemplary naval appearance should be the norm for Iyforians in uniform.

2.2. IYFR REGALIA



IYFR Logo

Fig. 6

- 2.2.1** Shirt. The white pocket shirt with the embroidered IYFR logo is the main distinguishing garment for the IYFR Fellow Mariner. It can be worn with the open collar in: Informal, Tropical White Short, Tropical White Long, or with a Tie or Crosstie for the Ladies. Tropical WL uniform with social tie thus goes from a board garment to business and informal social occasions as appropriate to local customs. In particularly warm environments, with no tie, used in conjunction with long white trousers and white shoes the TWU can even substitute the Service Uniform in more formal occasions. The use of Shoulder Boards is specified in the **1.2.** paragraph.

- 2.2.2.** Lapel Pin. They must adhere to the shapes, colours and dimension reported in the pictures below:



Fig 7 Lapel Pins

2.2.3. Ladies Pin



Fig 8 Pins real dimensions comparison



Fig 9 IYFR IC Stars (real dimensions)



Fig 10 IYFR Blazer Buttons

2.2.3.1. International Bridge Commodores are entitled to pin 5, 4 or 3 golden stars on the rim of the breast left pocket aligned horizontally on a blue ribbon, on the following uniforms

- Service Dress
- Formal Dress
- Dinner Dress

Area Commodores, IC Staff Officers are entitled to 2 Golden Stars on a black ribbon and the Region Commodores to 1 gold star on a black ribbon. Past IC, AC, IC Staff and RC are entitled to wear the correspondent number of Silver Stars on the same colour ribbons as above

2.2.4. Tie



Fig 11 Men tie

2.2.5. Shirts with IYFR Logo, Ties and Epaulette



Fig 12

IRC shirt epaulette and tie

IRC's First Mate shirt epaulette and tie

2.2.6. Caps



Fig 13 Caps

Winter (optional)

Standard

Summer (optional)

2.2.6.1. General. The cap/hat is generally an optional part of the uniform even if sometimes the standard blue baseball type hat with the IYFR emblem sewn on it, might be the only distinguishing device. A cap is generally not required to be worn when yachts are at sea outside harbour limits also if they are a beautiful protection from the sun direct rays, unless on specific watches or on ceremonial occasions specified by the skipper or the yacht owner.

2.2.6.2. Outdoor Wear. There is an old general rule owing to which yachtsmen would remain covered at all times outdoors, unless participating or during religious services. They would remain covered during invocations or other religious military ceremonies such as changes of command, yacht commissioning and launchings, etc.

This rule is now considered obsolete but it is better to remember it in case of high level ceremonies. The chaplain conducting the religious ceremony will guide participants following the customs of his Church, and the etiquette of the host Nation.

2.2.6.3. Indoor Wear. Members should remain uncovered at all the times unless directed otherwise by the higher IYFR authority or for a special situation/event.

2.2.6.4. Special Circumstances. A cover is not recommended when entering or within a military reservation, since wearing the cap and shoulder boards could create embarrassing situation with the Militaries wearing a far lower number of stars on their uniforms: sailors could exchange an IYFR Fleet Commodore for a full Admiral who commands dozens of Ships and thousands of man.

2.2.6.5. Rank insignia on caps (optional). Stars and their position are an indication of Fleet or International Bridge rank (if any).



Fig 14 IVC winter cap



Fig. 15 Mariner summer Cap

2.2.6.6 Cap Emblem. The cap emblem consists of the same emblem described in paragraph

2.2.7. It may be embroidered in yellow thread or golden metallic thread over a black fabric round patch 50 mm diameter. The device is attached to the mount of the combination cap band in the peaked cap or directly sewn in the front centre of the base-ball type caps. On the standard cap diameter of the insignia is 70mm in diameter”.



Fig 16



Fig 17



Fig 18

2.2.8. Blazer Emblem. It can be embroidered in yellow or gold thread on a black 50mm or 70mm fabric patch that is sewn between 30mm and 50mm below the rim of the left breast pocket. All IYFR Members are entitled to wear the IYFR Emblem sewn or pinned to their blazers, jumpers or other uniforms. Stars and their positioning with the IYFR Emblem are an indication of Fleet or International Bridge rank.



Yellow cotton



Gold



IVC



FVC

Fig 19 Blazer emblems and stars

3. IYFR UNIFORMS AND THEIR USE.

3.1. IYFR UNIFORMS

It is appropriate that suitable uniforms for any occasion are recommended. Each Region should consider its peculiar environments, climatic conditions, geographic location and public exposure. Generally, there will be only one uniform recommended and authorized for wear at any given time and location. All IYFR Members should wear either the uniform of the day (occasion- event) or the corresponding appropriate prescribed civilian attire. Wearing nonstandard uniforms, unauthorized combinations of uniform components, and locally designed uniform components is discouraged

3.1.1. IYFR recognise the following uniforms:

3.1.1.1 Informal



Fig 20

2008 IC Bryan Skinner and ICFM Chris in **Tropical White Long** with a group of Italian FCs and FMs with the Italy RC Franco Clemente in **Informal uniforms**

3.1.1.2 Tropical White Short



Fig 21

2008 IRC FM Bev in **I** and IRC Clint Collier in **Tropical White Short** uniform (**TWS**)

3.1.1.3 Tropical White long

NOTE According to the circumstances it can be worn with or without the IYFR tie or crosstie



Fig 22

2001 IC Clint Collier, components of the IB and FM's in **Tropical White Long (TWL)**

3.1.1.4 Service White

3.1.1.5 Service Blue



Fig 23 International Vice Commodore in **Service White SW** and white cap




Fig 24 Fleet Commodore in **Service Blue SB** and blue cap

NOTE: the blazer can be single or double breast.

3.1.1.6 The Following uniforms may be encountered in some Countries where the local traditions ask for more formal attires.

These optional uniforms are not authorized in case an invited Officer attends the event and is not able to wear that uniform.

Service Formal White




Fig 25
International Rear Commodore in
Service Formal White **SFV**

Service Formal Blue




Fig 26
Fleet Vice Commodore in
Service Formal Blue **SFB**

Dinner Jacket



FIG 27
Rotary Mariner in Dinner
Jacket

3.1.2. IYFR comparison table for uniforms and correspondent civilian attire:

IYFR UNIFORM	CIVILIAN CORRESPONDENT	WHEN to be WORN
Informal I	Tee Shirt	Working/sailing environment where consistent soiling of clothing is expected
Tropical White short TWS	Very Casual/on board or ashore	Informal social occasions, as appropriate to local customs/traditions.
Tropical white long (no tie) TWLNT	Casual	Informal social occasions as appropriate to local customs.
Tropical White long (vertical tie) TWLVT	Smart Casual	Business and informal social occasions as appropriate to local customs.
Service White SW	Formal Business (Dark Suit) Warm Season	Business and formal social occasions as appropriate to local customs, warm season.
Service Blue SB	Formal Business (Dark Suit) Cold Season	Business and formal social occasions as appropriate to local customs, cold season.

Service Formal White SFW (horizontal tie)	Tuxedo	Same as Dinner dress but less formal
Service Formal Blue SFB (horizontal tie)	Tuxedo	Same as Dinner dress but less formal

TABLE 1

3.1.3. The higher rank Lyforian attending the event (Area, Region, Fleet Commodore) is responsible that at that given event *no different attires are used*. In case the gala uniforms are unavailable for any reason, the Service Uniforms or the corresponding civil attire shall be used.

-----00000000-----